



Belt Drive



BDL 11mm 1/2" Belt Drive Fits
 1936-84 4-Speed Big Twin with Kick or Electric Start and can be used with stock clutch or BDL Competitor Clutch. All 1965-up Drives

include Idler Bearing Assembly.



BDL 8mm Belt Drive available in 1 1/2", 2" and 3" for all 1936-84 Big Twins with 4-Speed Transmission with Kickstart on Electric Start. Can be used with stock type clutch or BDL Competitor Clutch. All 2" and 3" Belt Drives include Big Fix Bearing Kit.

Kickstart Only

VT No.	Fits	Belt	Front Pulley	Rear Pulley
20-0622	1936-54	20-0117	20-0908	20-0921
20-0623	1955-64	20-0117	20-0909	20-0921
20-0624	1965-84	20-0117	20-0909	20-0921

Kick and Electric Start

20-0625	1965-84	20-0117	20-0909	20-0922
20-0626	1979-84	20-0117	20-0909	20-0922

w/Rear Belt Drive

Electric Start 5-Speed FLT-FXR

20-0633	1979-84	20-0116	—	—
---------	---------	---------	---	---

1 1/2" Kickstart only (Open or Closed Primary)

VT No.	Fits	Belt	Front Pulley	Rear Pulley
20-0611	1936-54	20-0102	20-0905	20-0919
20-0612	1955-64	20-0102	20-0906	20-0919
20-0613	1965-78	20-0102	20-0907	20-0919
20-0614	1979-84	20-0102	20-0904	20-0920

1 1/2" Kick and Electric Start (Open or Closed Primary)

20-0615	1965-78	20-0100	20-0904	20-0918
20-0616	1979-84	20-0102	20-0904	20-0918
20-0617	1979-84	20-0100	20-0904	20-0918

2" Kick Start Only (Open Primary)

20-0618	1936-54	20-0104	20-0910	20-0923
20-0619	1955-84	20-0104	20-0911	20-0923

3" Kick Start Only (Open Primary)


20-0620	1936-54	20-0105	20-0912	20-0924
20-0621	1955-84	20-0105	20-0913	20-0924



BDL Replacement Starter Ring Gear for 8mm and 11mm 4-Speed belt drives.


VT No.

20-0933 1 1/2" x 8 mm or 11 mm Belt Drives
 20-0965 3" Belt Drives



Karata 8mm Belt Drive Kits fits all 4 Speed Big Twins.
8MM x 3" Wide 144 Tooth Belt

20-0493	1936-54	Tapered Shaft	Kick only
---------	---------	---------------	-----------



A-Clutch Dome For Big Twins. Highly polished clutch dome gives that finished custom look to our open belt drive units.

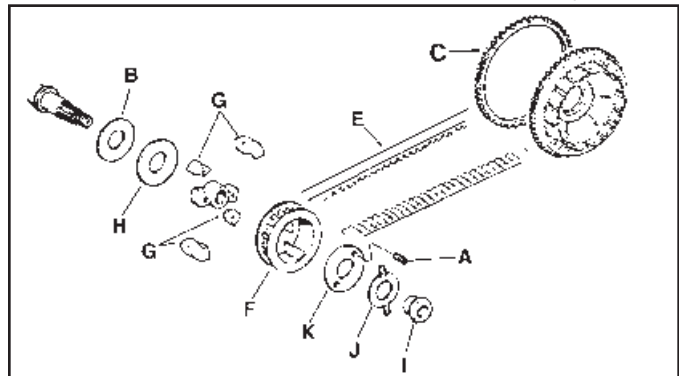
VT No.	Type
20-0334	3 Hole, Polished
20-0335	3 Hole, Chrome
20-0339	5 Hole, Polished
20-0340	5 Hole, Chrome

B-Clutch Releasing Disc. Precision machined aluminum pressure plate for all 1941-84 Big Twin.

20-0332	Polished
20-0333	Chrome

C-Bearing Support when cast aluminum inner primary cover is removed for installation of open belt drive on 1965-84 model Big Twin 4 speed, the main shaft requires additional support.

20-0228	Chain type fits with belt front & rear chain drive
20-0227	Belt type, with front and rear belt
12-0313	Bearing for VT No. 20-0228
12-0379	Bearing for VT No. 20-0227



1980-83 FXB Belt and Pulley Replacements.

VT No.	OEM	#	Item
20-0309	24051-80	B	Spacer .012
20-0310	24052-80	B	Spacer .023
20-0311	24053-80	B	Spacer .035
20-0312	24054-80	B	Spacer .055
18-1135	33163-65B	C	Ring Gear
20-0453	40009-80	E	Belt Only (Stock)
20-0321	40248-80	J	Lockwasher

Note: There is no warranty on belts when sold as part of kit or individual replacements.