




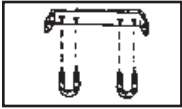
# Front Engine Bar



**Lindby Custom Highway Bars** with footpegs feature 1 1/8" tubing for front highway bars and 1" tubing for rear. Both front and rear have built in O-ring footpegs and rear highway bars will work with stock exhaust systems.

## Big Twin Front

VT No.	Year	Model
50-2063	1979-84	FLH 4 Speed
50-2064	1965-78	FLH



**U Clamps Sets** forged design as original.

VT No.	OEM	Use
37-8815	49064-36	74-80 Front Engine Bar
49-0238	—	As Above, Chrome
2203-8	—	As Above, Parkerized
2204-8	—	As Above, Chrome



**"Atlas" Style Replica Front Engine Bar Bolt Cover** will mount to 1936-47 Big Twin front bar. Cover includes U-bolt & acorn nuts.

VT No.	Finish
49-0396	Polished
49-0397	Chrome



## BT Engine Bar Mount Kits.


VT No.	Finish	Year
2630-8	Chrome	1951-54
2631-8	Cadmium	1951-54
2477-10	Parkerized	1948-54
2187-11	Zinc	1958-67
2186-11	Chrome	1958-69
2495-11	Cad	1958-69



**"Leggins"** are our splash & weather shields which attach to front engine bar by easy close snaps. Heavy naugahyde construction.

VT No.	Fits
48-3096	1936-84 FLH
48-3095	1980-96 FLT-FLHT

**FOR ENGINE BARS LISTED ON THIS PAGE**  
WARNING: ENGINE/FRAME BARS MAY PROVIDE LIMITED LEG AND COSMETIC VEHICLE PROTECTION UNDER UNIQUE CIRCUMSTANCES (FALL OVER WHILE STOPPED, VERY LOW SPEED SLIDE). THEY ARE NOT MADE NOR INTENDED TO PROVIDE PROTECTION FROM BODILY INJURY IN A COLLISION WITH AN AUTOMOBILE OR ANY OTHER OBJECT.



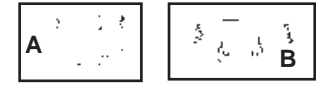
51-0900




51-0894



51-1043



A



B



C



51-0900 Installed



51-0891

**1" Chrome Front Engine Bars** fit on stock frames for years listed. Order U-Clamp separately.

## FL-FLH 4-Speed Models

VT No.	#	OEM	Years	Model
51-0900	A	49038-36	1936-47	BT
	A	1954-57	Straight Leg	
51-0899	A	49038-36	As Above	BT Black
51-0896	B	49038-49	1948-E54	BT Wish Bone
51-1043	C	49038-49	1948-52	BT Wish Bone with flat mount
51-1044		As Above	Black	
51-0609		49059-48	1948-53	Spacers
51-0894		49038-58B	1958-78	BT FL-FLH
51-0901		49039-78	1958-78	BT (1 1/4") FL-FLH
31-4011*		49032-74	1973-84	FX
51-0902		49040-79	1979-84	1 1/4" FL-FLH
51-0891		49016-72D	1972-84	1 1/4" FX, FXE

\*Note: Allows installation of 51-0901 mounting bracket on FX models.

# Rear Frame Bar



**Chrome Rear Frame Bars** fit 1958-84 FL, FLH Swing Arm 4 Speed Models.

VT No. 51-0903 Installed

VT No.	OEM	Fits
51-0928	49137-65	1965-66 Big Twin FL-FLH mounts to shock stud 54-0409
51-0932	49150-58	1958-64 Big Twin FL-FLH Mt. Stud for 51-0932
37-9022		
51-0903	49137-67B	1967-84 BT Swing Arm Use 54-0425 Stud Spacers when bars are not used



51-0895



51-0895

## Rear Frame Bars

Fit Rigid Big Twin 1936-57

51-0895	49153-36	Chrome
51-0889	49153-36	Black



## Big Twin Rear Frame Bar Mounting Kit

fits 1936-57 Big Twin. Order VT No. 37-9204, 59802-47, pair of upper bolt studs when it is desired to leave fender bolted in place after removing bar.

VT No.	Item	Finish
9530-13	Bolt Kit	Chrome
9531-13	Bolt Kit	Cadmium
9532-13	Bolt Kit	Parkerized
37-9204	Bolt Set, Upper	Black
37-9176	Bolt Set, Lower	Cadmium