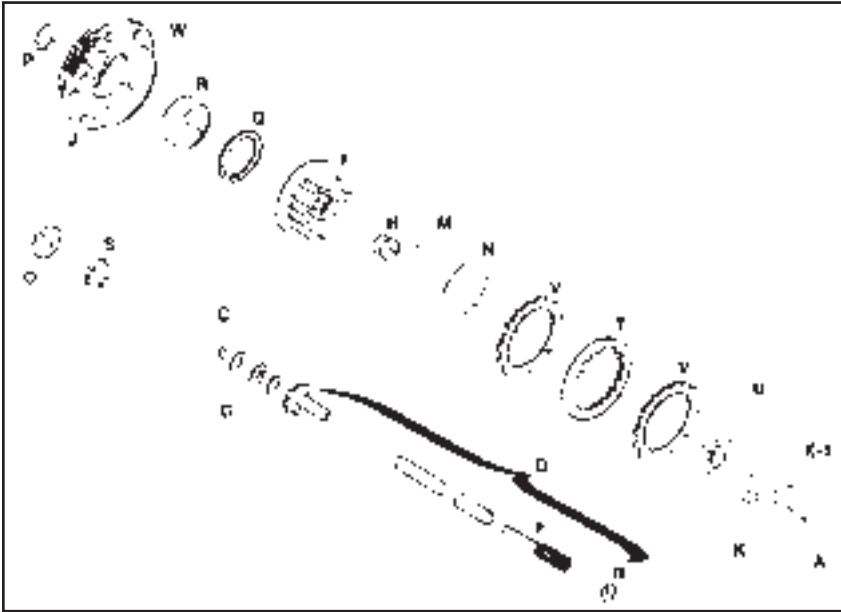




# 1998-up Clutch Pack Assembly




18-0133 1998-06  
Clutch Pack Assembly

Order VT No. 18-0133 Complete Assembly  
1998-06 5-Speed


**1998-up Big Twin Clutch Parts.** Clutch Drum "J" has "W" Ring Gear installed.

VT No.	OEM	#	Item
12-0585	2980	A	Screw (6 used)
12-0563	7848W	B	Locknut
12-0923	11096	C	Retaining Ring
17-9252	37069-90 37088-90 37090-98	D	Pushrod Release Set
18-0169	37090-98	F	End, Rod, Left only
18-3623	37312-75 37313-80 11096	G	Bearing, Kit includes Thrust Washer (2) Retaining Ring
12-9914	37496-90	H	Mainshaft Nut
18-0160	37550-98	I	Clutch Hub (OE)
18-0171	37550-98	I	Clutch Hub (VT)
18-0588	31626-06	I	Clutch Hub (07-up)
18-0161	37707-98A	J	Clutch Drum Includes Q and R
18-0589	37813-06	J	As Above 07-up
18-0180	37707-98A	J	Clutch Drum Only
18-3126	37846-99A	J	As Above Fits 1999-up FLT Fuel Injected Models Only
18-3252	37871-98A	K	Diaphragm Spring (BTE)
18-8317	37871-98A	K	Diaphragm Spring
18-3254	37951-98	K	As Above Screamin' Eagle Performance Spring
18-0163	37872-98	K-1	Spring Retainer
18-0164	37883-98	M	Damper Spring Seat
18-0165	37884-98	N	Damper Spring
18-8257	37903-90	O	Release Plate
18-8258	37904-90	P	Retaining Ring, External
18-8259	37905-90	Q	Retaining Ring, Internal
12-0160	37906-90	R	Bearing
18-8261	37909-90	S	Retaining Ring, Internal 1990-99
18-8226	37909-00	S	Retaining Ring, Internal 2000-up
18-3251	37913-98	T	Steel Plates (8)
18-0166	37912-98A	U	Pressure Plate Kit
18-3250	37932-98	V	Plate Set (9)
18-8319		W	Starter Ring Gear



Clutch Hub.

VT No.	Year
18-0171	1998-06
18-0588	2007-up




12-0564



12-9914

**Big Twin. Clutch Hub Nuts** secure clutch hub to main shaft.

VT No.	OEM	Fits
12-0564	37496-84	1984-89
12-9914	37496-90	1990-up



18-8319

**Big Twin Starter Ring Gears** for replacement on stock clutch drums only.

**Note:** Bolt on types include screws.

VT No.	Year	Teeth
18-8307	1991-93	66T
18-8308	1994-97	102T
18-8319	1998-up	102T
37-0018		Allen Bolt



**Easy Starter Kits for Big Twin Models.**

Improves starting on high compression big inch engines through an improved starter-to-clutch basket gear ratio. Complete kits include a clutch basket with bearing for Big Twin models with 66-tooth starter ring and a 9-tooth starter pinion gear.

VT No.	Year
18-1220	1994-97
18-1221	1998-up
32-9201	9T Gear